



BLUETOOTH® WIRELESS  
TECHNOLOGY DEVICES  
SURFACE-MOUNTED VARIANT



## BLUETOOTH® WIRELESS TECHNOLOGY DEVICES MOVEMENT SENSOR WITH BLUETOOTH-DALI-CONNECTIVITY

### **Blu2Light – The intelligent wireless lighting control solution**

Blu2Light is the first completely open Bluetooth® wireless technology system with mesh functionality for the professional lighting market, which, in addition to a variety of functions for lighting control, offers the luminaire manufacturer added IoT benefits with maximum system security.



### **Blu2Light MovementSensor XS+ RAL 9005 with mounting case**

- **CONFIGURATION VIA LINA CONNECT APP**
- **CONTROL VIA LINA TOUCH APP**
- **CONNECTION OF UP TO 64 DALI DRIVERS**
- **INTEGRATED BEACON FUNCTIONALITY**
- **OPERATING LIFETIME: 50,000 HRS.**
- **PRODUCT GUARANTEE: 5 YEARS**



# Blu2Light MovementSensor XS+ RAL 9005 with mounting case

## Blu2Light MovementSensor XS+ RAL 9005 with mounting case

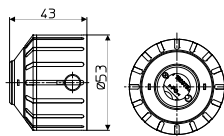
Surface-mounted variant

Dimensions (ØxH): 53x48.2 mm

With built-in LED (blue-green): This flashes in configuration mode.

Weight: 30 g

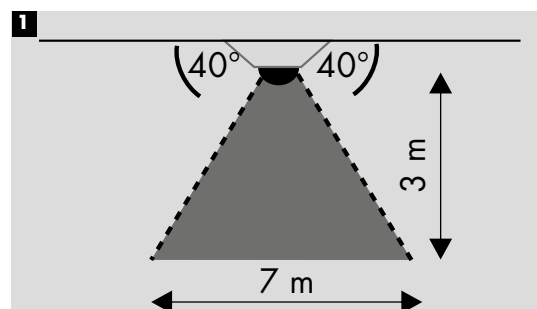
Ref no.: 187417



Type	Blu2Light MovementSensor XS+ RAL 9005 with mounting case
Ref. No.	187417
187417	RAL 9005 (black)
Communication	Blu2Light Mesh Network
Frequency range	2402–2480 MHz
HF output power	< 10 mW EIRP
Power consumption standby/operation	< 0.24 W (max. 15 mA at 16 V)
Power supply	via DALI bus
Operating temperature $t_a$	0–50 °C
IP protection	IP20
Protection class	II
Dimensions (Ø x H)	53 x 48,2 mm
Casing	polycarbonat, black
Weight	30 g
Plug-in terminals for conductor cross-section	0,5–1,5 mm <sup>2</sup>
Detection range	With a minimum mounting height of 3 m, this results in a detection range D of approx. 7 m (20°C)
PIR detection range	3 m to max. 5,7 m (temperature dependent) Including detection of minor movements, e.g. at the workplace
Movement speed	0,3 – 1,0 m/s
Light sensor	The integrated light sensor is limited by the black housing both in terms of detection range and accuracy. Each use of the light sensor must therefore be tested individually beforehand and is not part of the guaranteed scope of functions.

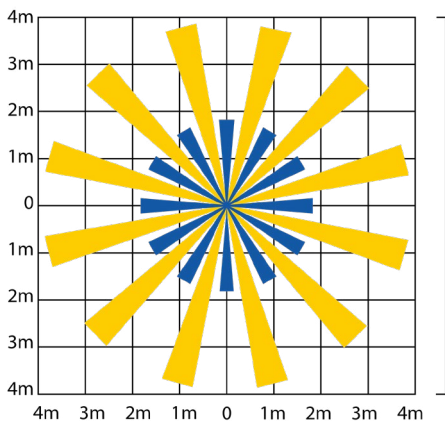
### Product guarantee

- 5 years
- The conditions for the Product Guarantee of the Vossloh-Schwabe Group shall apply as published on our homepage ([www.vossloh-schwabe.com](http://www.vossloh-schwabe.com)). We will be happy to send you these conditions upon request.

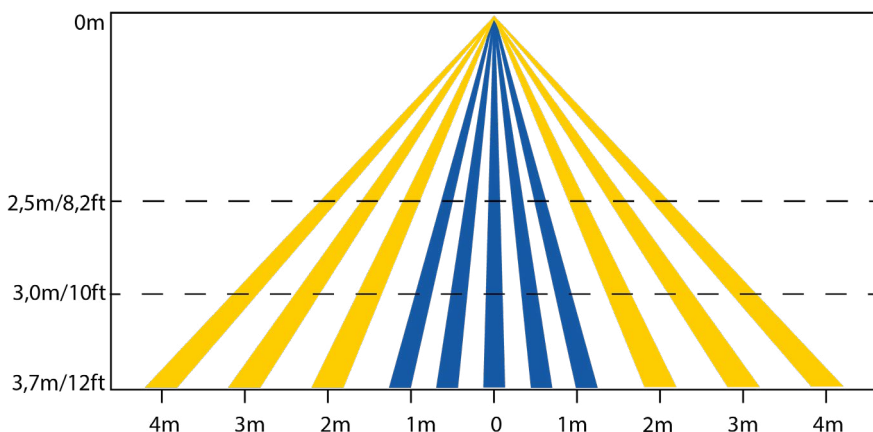


### Detection range

#### Top view



#### Side view



The values in this data sheet may change due to technical innovations and are subject to change without notice.



## Blu2Light MovementSensor XS+ RAL 9005 with mounting case

### General Safety and Mounting Instructions

- Only qualified persons are allowed to install Blu2Light products.
- Prior to installing and commissioning the system, read these instructions carefully. Only this will guarantee correct and safe handling. Please keep these instructions as you may need them later.
- The devices must always be disconnected before any work is carried out on them.
- The applicable safety and accident prevention regulations must be observed.
- Opening by unqualified personnel of the products is prohibited: Risk of death from electric shock!  
The devices must only be repaired by the manufacturer.
- Only DALI power supply may be connected.
- Overvoltage protection of the DALI interface: Connecting higher voltages than DALI voltage will destroy the products. Operation with 24 V / 110 V / 230 V is generally not permitted!

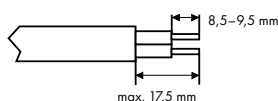
### Mounting

- For the surface-mounted version, lead the prepared cables through the lower part of the housing and connect them to the sensor. Slightly press the springs of the sensor together with two fingers, insert them into the existing guides in the surface-mounted housing and press the upper and lower parts together. With the surface-mounted variant, make sure that the minimum mounting height of 3 m is not undercut.

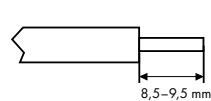
### Installation instructions DALI connection

- Conductor cross-section for all terminals: 0.5-1.5 mm<sup>2</sup> for rigid or flexible conductors

with cord-grip



without cord-grip



- The DALI bus is not designed in SELV as standard. Cables must be mains voltage-proof.
- Running the DALI bus line together with the mains line in one cable is permitted up to a maximum of 100 m, e.g. with NYM 5x1.5 mm<sup>2</sup>. Please ensure that the maximum length for the DALI bus is observed during installation:

	2,5/1,5mm <sup>2</sup>	1mm <sup>2</sup>	0,75mm <sup>2</sup>	0,5mm <sup>2</sup>
<b>6,2 Ω max.</b>	300m	180m	130m	80m

### Setup and operation

- The Blu2Light devices are configured with the LiNA Connect app and can be operated via the LiNA Touch app.
- For the exact procedure for the configuration of the devices please refer to the instructions in the LiNA Connect app or in the corresponding documentation.
- A tablet is required for setup, both tablets and smartphones can be used for operation. Both are not included in the scope of delivery.
- For information on the iOS and Android operating systems that can currently be used, refer to the LiNA Connect/ LiNA Touch manual:



### Important note:

- Please refer to the installation instructions included with the product and the applicable Blu2Light system data sheet before installation. Make sure that the Bluetooth radio signal can propagate freely according to the specifications.
- All Blu2Light devices that are supplied via DALI may only be connected to one DALI power supply! Therefore, it is not permissible to connect several Blu2Light devices to one power supply. In this case, malfunctions will occur.
- CAUTION: If this Blu2Light product is connected to several DALI drivers with an active DALI interface (e.g. D4i), the product may be permanently damaged immediately after the operating voltage is applied if the sum of the individual supplies exceeds the maximum DALI current. Switching on the supply voltage without first checking the maximum current must therefore be ruled out. If necessary, the power supplies of individual DALI devices must be deactivated individually before commissioning the system; the steps required for this can be found in the manual of the respective manufacturer of the operating device.
- When using the black housing, the detection range of the light sensor as well as its accuracy may vary considerably, therefore each application must be tested with the black sensor!

### Bluetooth® wireless technology

The Bluetooth® word mark and logos are registered trademarks owned by the Bluetooth SIG, Inc. and any use of such marks by Vossloh-Schwabe is under license. Other trademarks and trade names are those of their respective owners.



We, Vossloh-Schwabe Deutschland GmbH, herewith confirm that these devices comply with the basic requirements of the directive 2014/53 / EU and other relevant directives. The entire text of the declaration of conformity can be obtained from the following address:

[www.vossloh-schwabe.com](http://www.vossloh-schwabe.com)

The values in this data sheet may change due to technical innovations and are subject to change without notice.